



Parent Questionnaire 2022-23



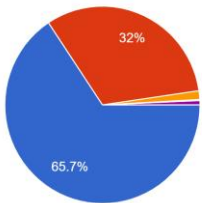
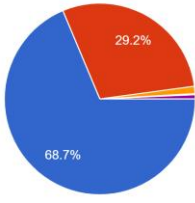
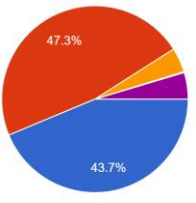
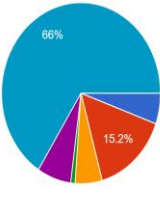
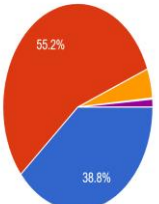
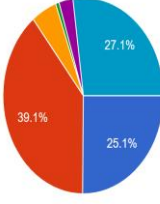
Data from Parent Responses

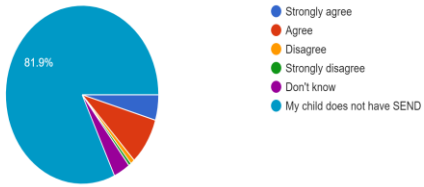
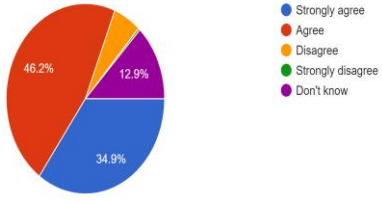
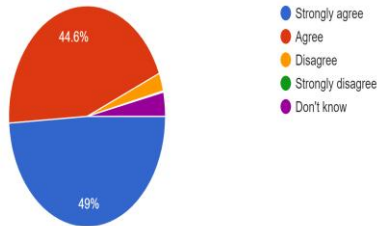
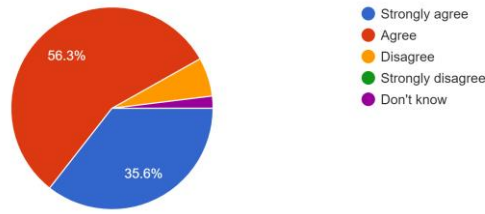
These Parent questionnaires was opened during the Autumn and Spring Parent Consultation of 2022-23. 877 people responded to these questionnaires.

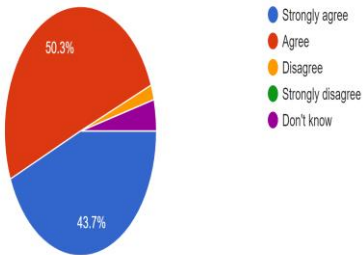
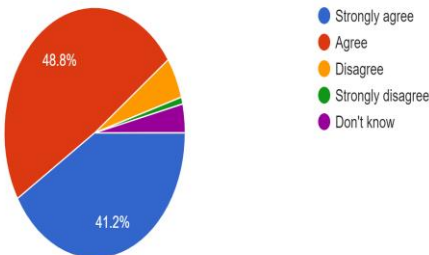
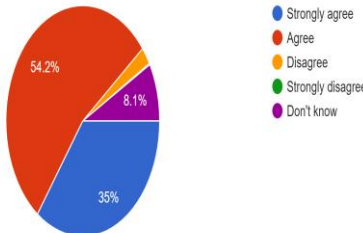
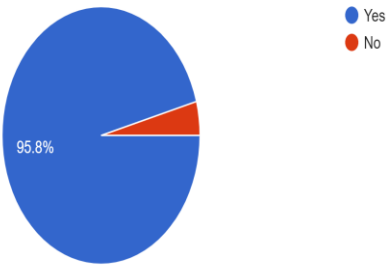
The number of parent responses from each class:

Spring and Autumn 2022-23 – 565 Responses	
Autumn 2022	Spring 2023
44 Nursery responses	
	Earth Tillers: 10
	Seed Planters: 15
	Wood Carvers: 19
142 Reception responses	
	Lighthouse Keepers: 14
	Globe Trotters: 21
	Cloud Catchers: 18
	Beachcombers: 15
Globe Trotters: 1	Rainmakers: 20
87 Year 1 responses	
1M: 2	1M:12
1S: 1	1S:16
1J: 2	1J:20
1KL:1	1KL:13
1B: 3	1B:17
85 Year 2 responses	
2SM: 4	2SM:15
2R: 2	2R:14
2M: 1	2M:14
2J: 4	2J:16
2HS: 1	2HS:14
91 Year 3 responses	
3C: 7	3C:14
3MW: 3	3MW: 17
3G: 4	3BG:16
3DC: 3	3DC:12
3BN: 1	3BN: 14
102 Year 4 responses	
4L: 6	4L:23
4JR: 4	4JR: 20
4B: 1	4B:21
4H: 0	4H:27
66 Year 5 responses	
5W:1	5W:19
5R: 3	5R:21
5G: 5	5G:17
80 Year 6 responses	
6S: 4	6S: 22
6T: 4	6T: 24
6F: 11	6F: 15

The following information breaks down the response and feedback given for each question. This data presented shows feedback from three hundred and twelve parents across school.

<p>1. My child is happy at this school 565 responses</p>  <p> Strongly agree Agree Disagree Strongly Disagree Don't know </p> <p>My child is happy at school: Strongly Agree – 65.7% (371 people) Agree – 32% (181 people) Don't Know – 0.7% (4 people) Disagree – 1.4 (8 people) Strongly Disagree – 0.2% (1 person)</p>	<p>2. My child feels safe at this school 565 responses</p>  <p> Strongly agree Agree Disagree Strongly disagree Don't know </p> <p>My child feels safe at this school: Strongly Agree – 68.7% (388 people) Agree -29.2% (165 people) Disagree – 1.2% (7 people) Strongly Disagree – 0.2 % (1 person)</p>
<p>3. The school makes sure its pupils are well behaved 565 responses</p>  <p> Strongly agree Agree Disagree Strongly disagree Don't know </p> <p>The school makes sure it pupils are well behaved: Strongly Agree – 43.7% (247 people) Agree – 47.3% (267 people) Don't Know – 4.6 % (26 people) Disagree – 4.2% (24 people) Strongly Disagree – 0.2% (1 person)</p>	<p>4. My child has been bullied and the school dealt with the bullying quickly and effectively 565 responses</p>  <p> Strongly agree Agree Disagree Strongly disagree Don't know My child has not been bullied </p> <p>My child has been bullied and the school dealt with this quickly and effectively: My child has not been bullied – 66% (373 people) Strongly Agree – 5.5% (31 people) Agree – 15.2 % (86 people) Don't Know – 6.9% (39 people) Disagree – 5.5% (31 people) Strongly Disagree – 0.9% (5 people)</p>
<p>5. The school makes me aware of what my child will learn during the year 565 responses</p>  <p> Strongly agree Agree Disagree Strongly disagree Don't know </p> <p>The school makes me aware of my child's learning</p>	<p>6. When I have raised concerns with the school they have been dealt with properly 565 responses</p>  <p> Strongly agree Agree Disagree Strongly disagree Don't know I have not raised any concerns </p> <p>The school has dealt with my concerns properly:</p>

<p>during the year:</p> <p>Strongly Agree – 38.8% (219 people)</p> <p>Agree – 55.2% (312 people)</p> <p>Don't Know – 1.2% (7 people)</p> <p>Disagree – 4.6% (26 people)</p> <p>Strongly Disagree - 0.2% (1 person)</p>	<p>Strongly Agree – 25.1% (142 people)</p> <p>Agree – 39.1% (221 people)</p> <p>Don't Know – 2.8% (16 people)</p> <p>Disagree – 5.1% (29 people)</p> <p>Strongly Disagree – 0.7% (4 people)</p>
<p>7. Does your child have special educational needs or disabilities (SEND)? If yes: 'My child has SEND', the school gives them the support they need to succeed.</p> <p>565 responses</p>  <p>The school meets the send needs of my child:</p> <p>My child does not have SEND – 81.9% (463 people)</p> <p>Strongly Agree – 4.6% (26 people)</p> <p>Agree – 8.5% (48 people)</p> <p>Don't Know – 3.5% (20 people)</p> <p>Disagree – 0.9% (5 people)</p> <p>Strongly Disagree – 0.5% (3 people)</p>	<p>8. The school has high expectations for my child</p> <p>565 responses</p>  <p>The school has high expectations of my child:</p> <p>Strongly Agree – 34.9% (197 people)</p> <p>Agree – 46.2% (261 people)</p> <p>Don't Know – 12.9% (73 people)</p> <p>Disagree – 5.7% (32 people)</p> <p>Strongly Disagree – 0.4% (2 people)</p>
<p>9. My child does well at this school</p> <p>565 responses</p>  <p>My child does well at this school:</p> <p>Strongly Agree – 49% (277 people)</p> <p>Agree – 44.6% (252 people)</p> <p>Don't Know – 3.5% (20 people)</p> <p>Disagree – 2.7% (15 people)</p> <p>Strongly Disagree – 0.2% (1 person)</p>	<p>10. The school lets me know how my child is doing</p> <p>565 responses</p>  <p>The school lets me know how my child is doing:</p> <p>Strongly Agree – 35.6% (201 people)</p> <p>Agree – 56.3% (318 people)</p> <p>Don't Know – 1.9% (11 people)</p> <p>Disagree – 6.2% (35 people)</p> <p>Strongly Disagree – 0% (0 people)</p>

<p>11. There is a good range of subjects available to my child at this school 565 responses</p>  <p>There is a good range of subjects available to my child at this school:</p> <p>Strongly Agree – 43.7% (247 people)</p> <p>Agree – 50.3% (284 people)</p> <p>Don't Know – 4.1% (23 people)</p> <p>Disagree – 1.9% (11 people)</p> <p>Strongly Disagree – 0% (0 people)</p>	<p>12. My child can take part in clubs and activities at this school. 565 responses</p>  <p>My child can partake in clubs and activities if restrictions lift:</p> <p>Strongly Agree – 41.2% (233 people)</p> <p>Agree – 48.8% (276 people)</p> <p>Don't Know – 3.7% (21 people)</p> <p>Disagree – 5.3% (30 people)</p> <p>Strongly Disagree – 0.9% (5 people)</p>
<p>13. The school supports my child's wider personal development 565 responses</p>  <p>The school supports my child's wider development:</p> <p>Strongly Agree – 35% (198 people)</p> <p>Agree – 54.2% (306 people)</p> <p>Don't Know – 8% (46 people)</p> <p>Disagree – 2.5% (14 people)</p> <p>Strongly Disagree – 0% (0 people)</p>	<p>I would recommend this school to another parent 565 responses</p>  <p>I would recommend this school to another parent:</p> <p>Yes – 95.8% (541 people)</p> <p>no – 4.2% (24 people)</p>